
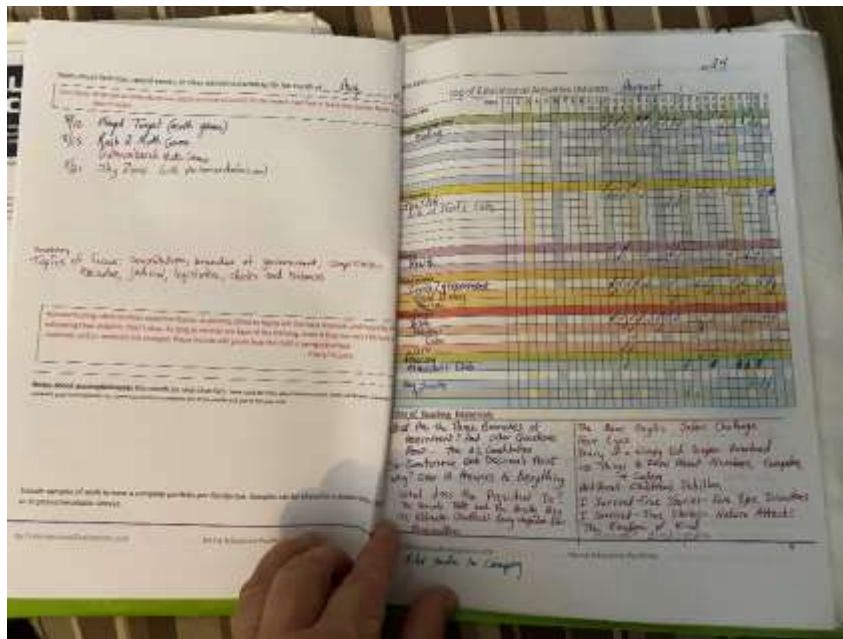


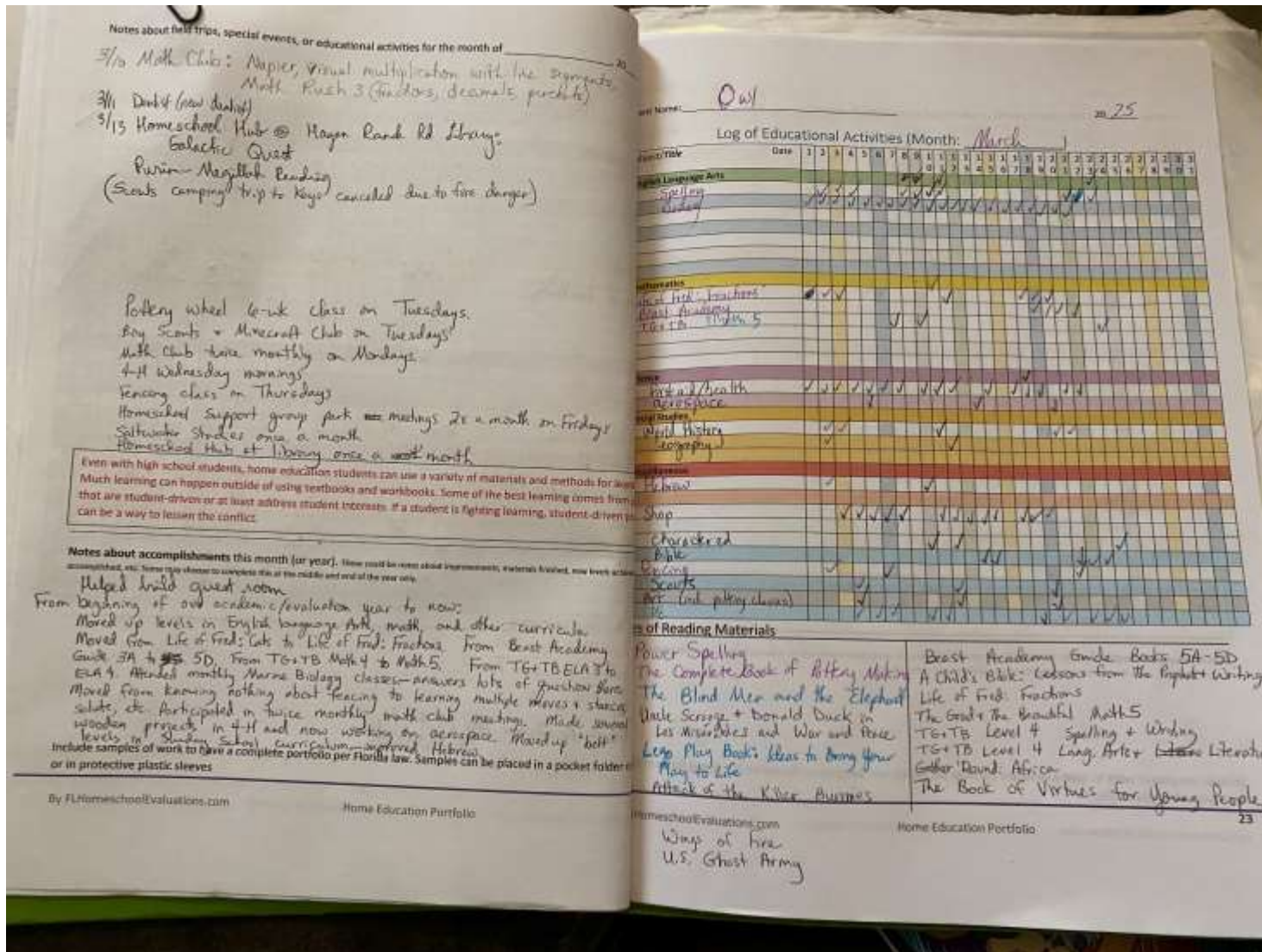
Portfolio Samples for Evaluation—more documentation available if needed.

Log of Educational Activities with titles of reading materials from months earlier in the year and then later in the year. (Pictures were sent as “actual size” so the evaluator should be able to zoom in and see details.)



The most recent month shared (next photo) is not yet complete, but it lists a variety of ways in which progress has been made this year. If your child has moved up levels in curriculum, that’s one way to show progress. Listing skills mastered or activities participated in or growth in confidence or skills improved on are also ways to show educational progress commensurate with ability. Showing that a large number of titles were used is another way to show progress. Showing a long list of educational activities done throughout the year can be another.

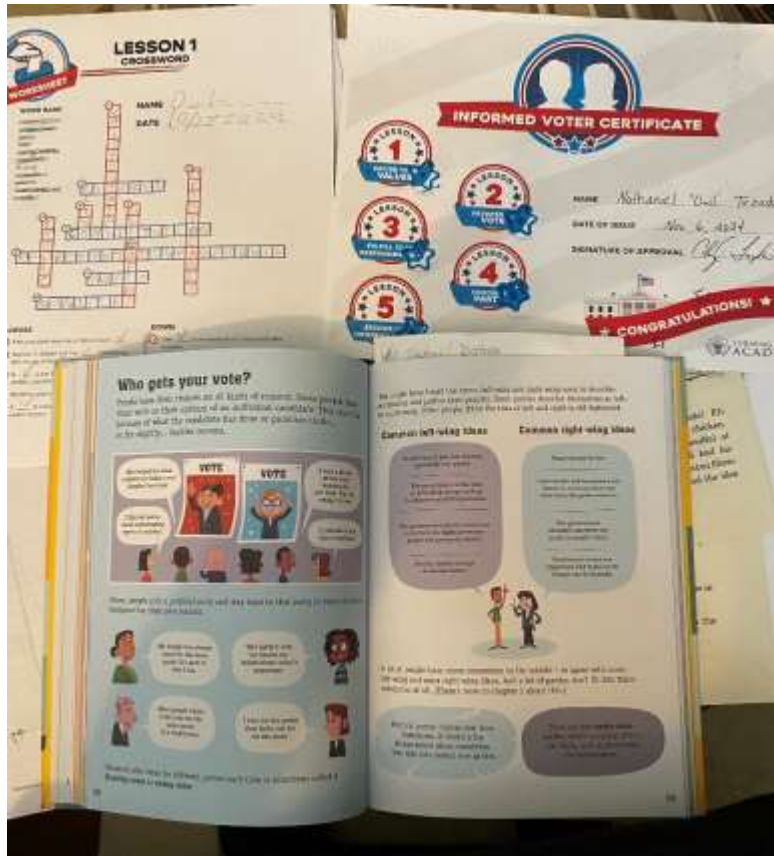
This document has 7 pages total in it. Putting photos in a pdf makes them easier to upload and share. I’ve shown more than one math curriculum. Some show beginning, middle, and end of the year. You are showing enough to verify that the student has been educated. The titles shown are only a small fraction of what we used—Florida law requires at least two.



The Log of Educational Activity forms shown here are available on my website at <https://www.flhomeschoolevaluations.com/portfolios.html> They are not required but are an option if anyone wants to use them. They are set to record a month per pair of pages. The numbers at the top are for days 1 up to 31 for each month.

Samples of materials used by or created by the student are shown. Samples from early in the year and more recent samples are shown from a variety of subject areas covered. The first photo shows samples from social studies (government with a focus on American government). The second photo shows a variety of English Language Arts materials including a graphic novel pair of pages that could count also as social studies since it tells the history of an American Revolutionary War hero. Pages of a couple of other books read by the student are included. (Pages read to or with the student could be included instead.) A photo of a page from a workbook is also included. (It's not necessary to label subject, but it can be helpful.)

Social Studies




Social Studies/English Language Arts





Photos of English language arts curriculum shown from early in the year and more recent. The student moved up levels from level 3 to level 4, which is one way to show evidence of educational progress commensurate with ability. (Note that the student would be using a higher level if in a public school. But that isn't a problem when homeschooling. As long as progress is being made, the levels don't matter.)



Hands-on activities and skills count, too. Working together to build a small guest room. One photo shows the student putting caps in the half-finished temporary wall. The next two show the final room. The next row show the room he helped remodel including laying new flooring and painting. He reinstalled the outlet covers. Also is taking a pottery wheel class. (Adding captions or notes to photos helps the evaluator realize what the photos are trying to show.)

#### Shop/life skills



Science/STEM and woodshop samples.

Monthly marine biology class shown in hands-on identification photo and pages illustrating sea stars (aka starfish) and symmetry.

Other random science activities illustrated. And directions for a wooden stool made with 4-H woodworking group.





## Math.

Shows pages from Beast Academy Guides—cartoon math—from skip counting to percents—3A to 5D. The Good and the Beautiful Mental Math levels 4 to 5—adding and subtracting with decimals to elapsed time, Roman numerals, measurements, and more. The Good and the Beautiful Math levels 4 to 5—from patterns and basic operations with whole numbers to place value to thousandths and comparing, adding, & subtracting decimals, plotting mixed numbers, area and perimeter. Playing a math game.

